

# Central Eastern Southern Oregon

## Region 7 COVID-19 Situation Update

December 17, 2020

### COVID-19 Updates as of Today:

Data as of 12/17/20, 12:01AM Pacific Time

#### Region 7 COVID-19 Cases:

- 368 in Crook County (*increased by 54 since last Thursday*)
- 3,385 in Deschutes County (*increased by 370 since last Thursday*)
- 161 in Grant County (*increase by 6 since last Thursday*)
- 121 in Harney County (*increased by 4 since last Thursday*)
- 1,203 in Jefferson County (*increased by 117 since last Thursday*)
- 1,477 in Klamath County (*increased by 204 since last Thursday*)
- 179 in Lake County (*increased by 17 since last Thursday*)
- 12 in Wheeler County (*increased by 2 since last Thursday*)

#### Region 7 COVID-19 Deaths:

- 6 in Crook County
- 18 in Deschutes County
- 1 in Grant County
- 1 in Harney County
- 12 in Jefferson County
- 13 in Klamath County
- 2 in Lake County
- **Since last Thursday**, Oregon Health Authority reported that the total/cumulative number of known COVID-19 cases statewide increased by 9,308, bringing the total in Oregon to 98,936. There were 164 new COVID-19 deaths reported today, bringing the total number of COVID-19 deaths in Oregon to 1,283.
- CDC reports there are >16.7 million cases of COVID-19 in the United States.
- Worldwide case counts are >72.8 million.

---

### COVID-19 Oregon Highlights

- The Oregon Health Authority released its [COVID-19 Weekly Report](#) today. For the week of Monday, December 7 through Sunday, December 13, OHA recorded a 11% decrease from the previous week's daily new cases count. Hospitalizations have slightly decreased.

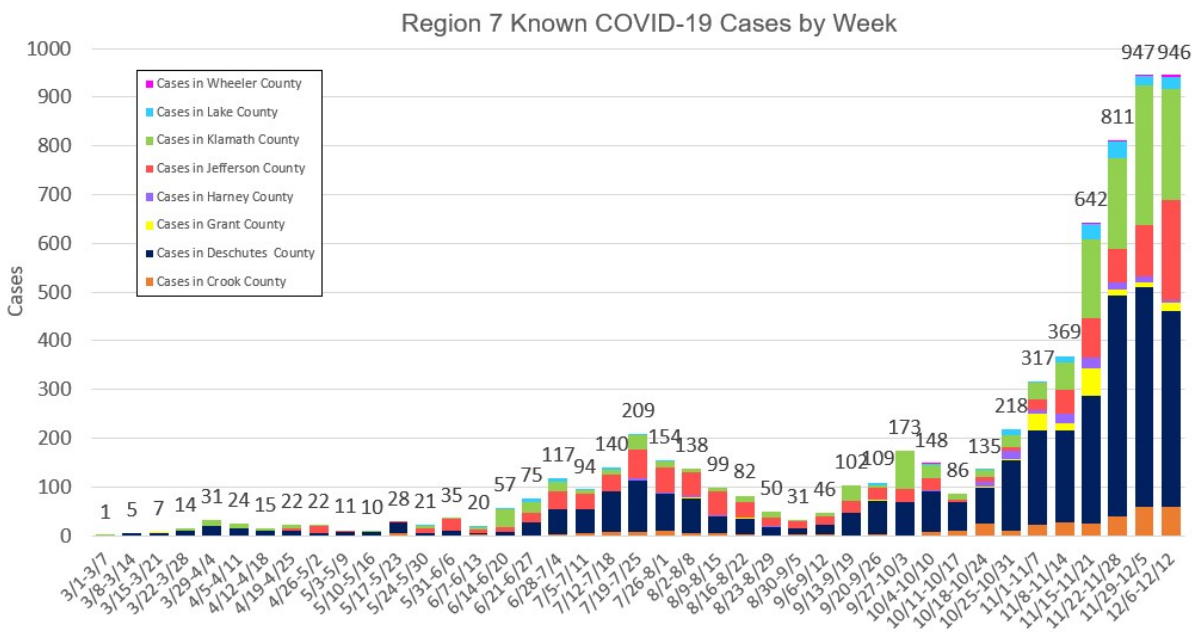
- Governor Brown announces updates to County Risk Levels going into effect December 18 through December 31, 29 counties will be Extreme Risk level, one county at Moderate Risk, and 6 counties at Lower Risk. Visit the [State of Oregon news release page](#).
- The Western States Scientific Safety Review Workgroup reviewed and confirmed that the Pfizer COVID-19 vaccine is safe and effective. Visit the [State of Oregon news release page](#).

## COVID-19 Situation in Region 7

(Click here for source: [Oregon Health Authority Situation in Oregon](#))

The graph below shows the number of COVID-19 cases from Crook, Deschutes, Grant, Harney, Jefferson, Klamath, Lake, and Wheeler County each calendar week beginning the week of 3/1/20-3/7/20 (when the first cases were identified in Region 7).

Data for this week is not yet shown. This graph will be updated **weekly** to show the number of COVID-19 cases identified each week in Region 7.



This graph shows data based on the date a case first became identified as a case, which is the date Oregon Health Authority (OHA) uses for school metrics, public health indicator metrics, and other tracking purposes. This date differs from the date OHA reports a case publicly in news releases.

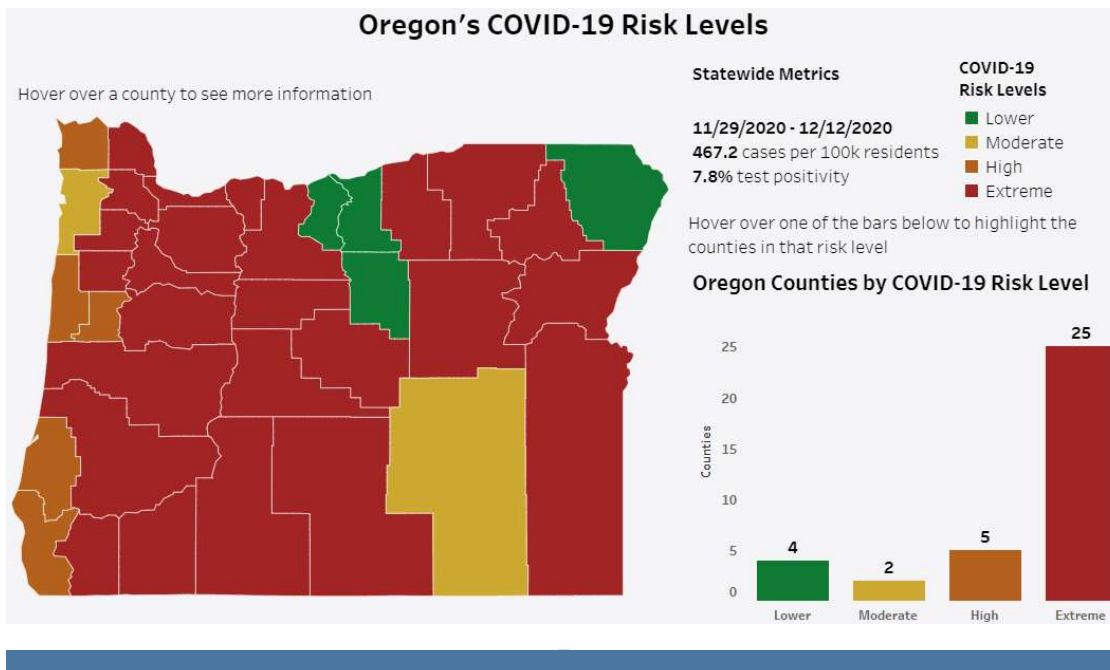
## COVID-19 Public Health Indicators for Monitoring

The indicators below are updated once per week. Data shown is for the week of 12/6/20. Green shading means the county is meeting the indicator, and orange shading means the county is not meeting the indicator. No shading or “•” indicates that the indicator does not apply due to small numbers. For more information, visit the [OHA Public Health Indicators dashboard](#).

County	% ED visits for COVID-like illness (lower is better on this indicator)	Percent of cases with follow up initiated within 24 hours (goal is above 95%)	Percent of cases traced to a known source in last 7 days (goal is above 70%)
Oregon	4.0%	52%	34.3%
Crook	4.0%	80%	43.3%
Deschutes	4.0%	37%	34.5%
Grant	4.0%	100%	62.5%
Harney	4.0%	100%	83.3%
Jefferson	4.0%	93%	75.1%
Klamath	4.0%	62%	55.7%
Lake	4.0%	92%	•
Wheeler	4.0%	50%	50.0%

## Oregon’s COVID-19 Risk Levels

This map shows the indicator OHA is tracking to monitor COVID-19 risk in Oregon counties. As counties begin to open back up, we want to be sure the risk of COVID-19 in Oregon remains low enough to keep Oregonians safe. For more information, visit the [OHA Public Health Indicators dashboard](#). This dashboard is updated weekly.



## COVID-19 School Metrics Data

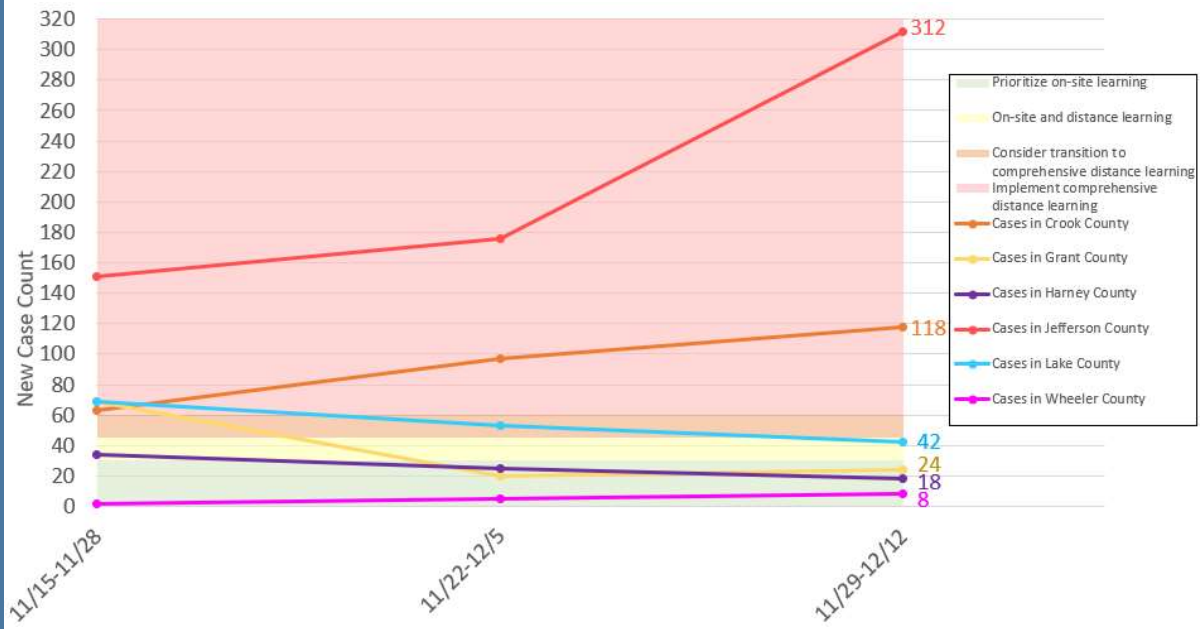
Oregon public health officials have developed metrics to help school boards and school districts make decisions about how they can safely reopen schools. For a school to return to in-person instruction through the ODE On-Site or Hybrid instructional models, the metrics below must be met:

**Large Counties (≥30,000 residents):** For K-12, case rate is <50 cases per 100,000 in the preceding 14 days and test positivity is <5% in the preceding 14 days. For K-6 case rates is <100 cases per 100,000 in the preceding 14 days and test positivity is 5% to <8% in the preceding 14 days.

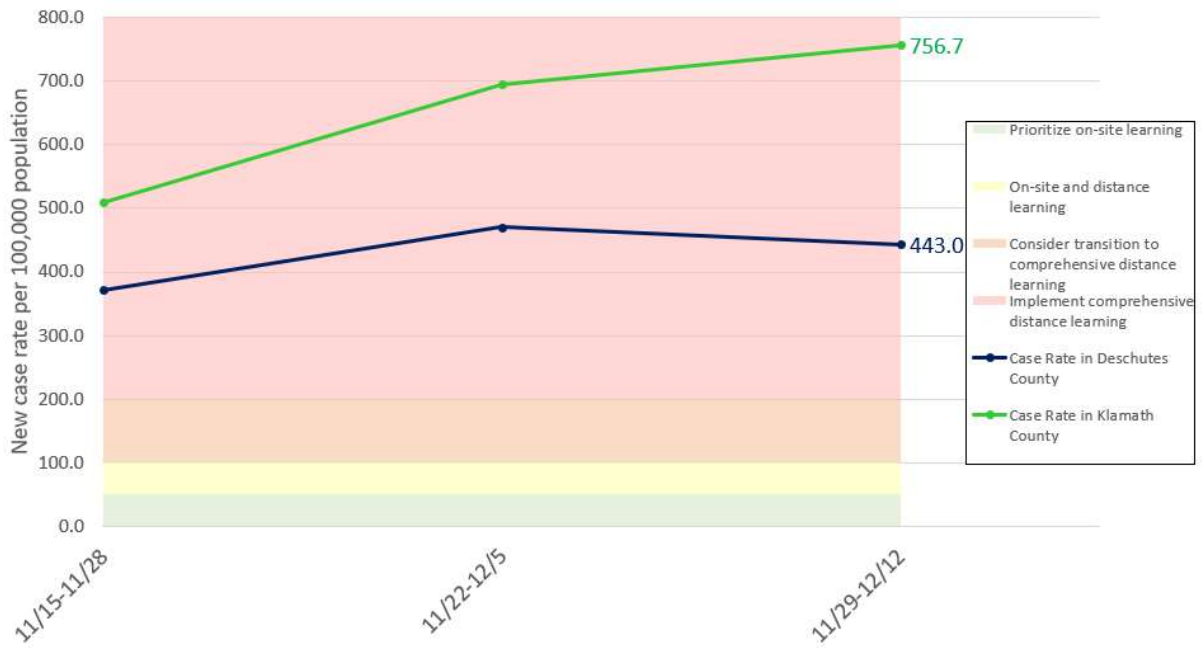
**Small Counties (<30,000 residents):** For K-12, case count is <30 cases in the preceding 14 days and test positivity is <5% in the preceding 14 days. For K-6, case count is <45 cases in the preceding 14 days and test positivity is 5% to <8% in the preceding 14 days.

There are exceptions to this metric which can be found the [ODE's Ready Schools, Safe Learners information page](#).

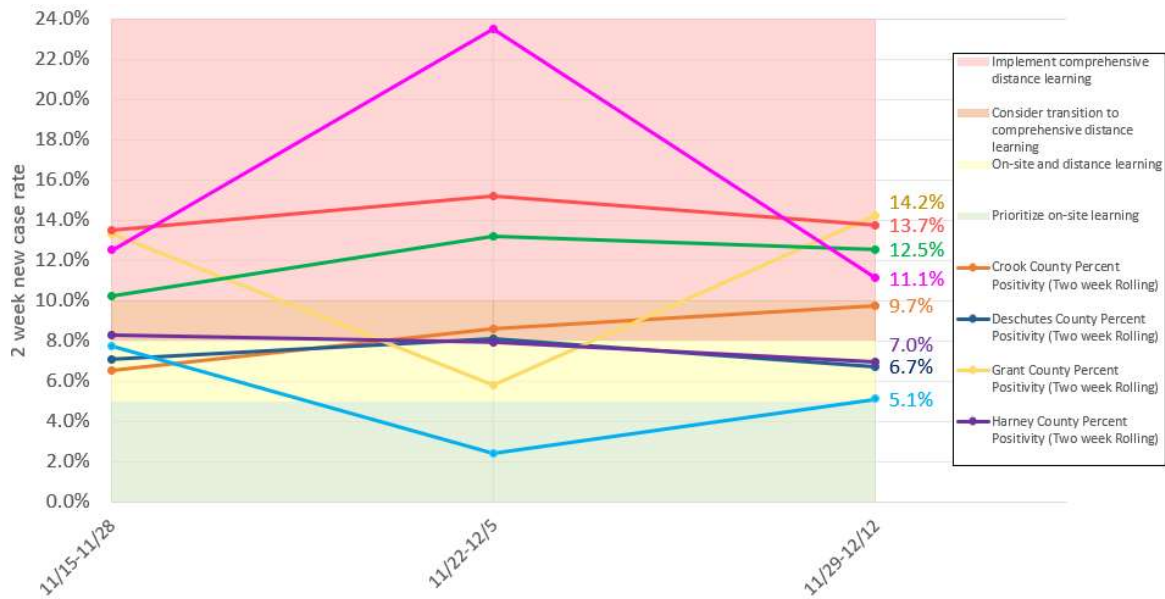
### Region 7 Small County Two-week Known COVID-19 Cases



**Region 7 Large County Two-week Case Rate per 100,000 Population**



**Region 7 Two Week Test Positivity**



## COVID-19 Situation in Oregon

- Oregon COVID-19 Cases: 98,936
- Oregon COVID-19 Deaths: 1,283
- Total number of Oregonians tested for COVID-19: 2,392,813

Oregon data is as of 12/17/20, 12:01AM Pacific Time. Information on case counts and deaths for all Oregon counties, as well as demographic information for all Oregon cases and deaths, can be found on [Oregon Health Authority's COVID-19 page](#).

## COVID-19 Situation in California

- California COVID-19 Cases: 1,723,362 cases
- California COVID-19 Deaths: 21,860 deaths

California data is as of 12/17/20, 11:00AM Pacific Time. Information on case counts and deaths for California can be found on [California's COVID-19 data tracker](#).



**STATEWIDE METRICS**

63.9 New COVID-19 positive cases per day per 100K  
 11.3% Positivity rate (7-day average)  
 5.7% ICU availability

Find a county

Click on the map for updated metrics

**COUNTY RISK LEVELS**

	Counties	Population	
Widespread	55	40,107,133	99.9%
Substantial	2	18,912	0.0%
Moderate	1	3,115	0.0%

Last Updated 12/15/2020

All California statewide metric [data and tier assignments](#) are based on results from week ending December 5, updated as of 12/15/20.

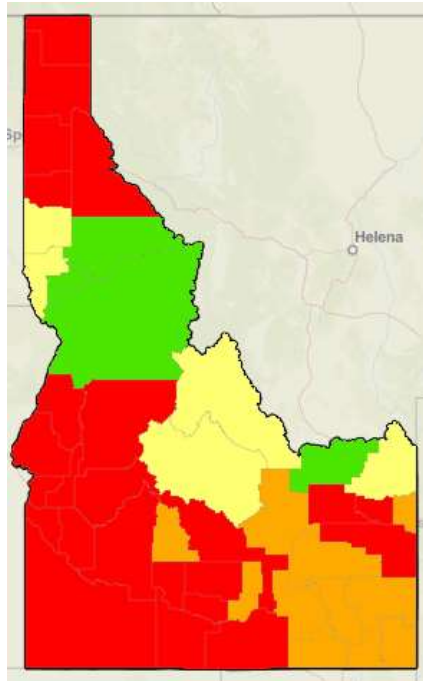
**COVID-19 California Updates this Week**

- No new updates this week.

**COVID-19 Situation in Idaho**

- Idaho COVID-19 Cases: 126,878 cases
- Idaho COVID-19 Deaths: 1,259 deaths

Idaho data last updated 12/17/20, 5:02PM Mountain Time. Information on case counts and deaths in Washington State by county can be found on [Idaho's COVID-19 data tracker](#).



Idaho's Transmission Risk Levels are updated weekly, visit the [Idaho COVID-19 Transmission Risk Levels interactive map](#).

### **COVID-19 Idaho Updates this Week**

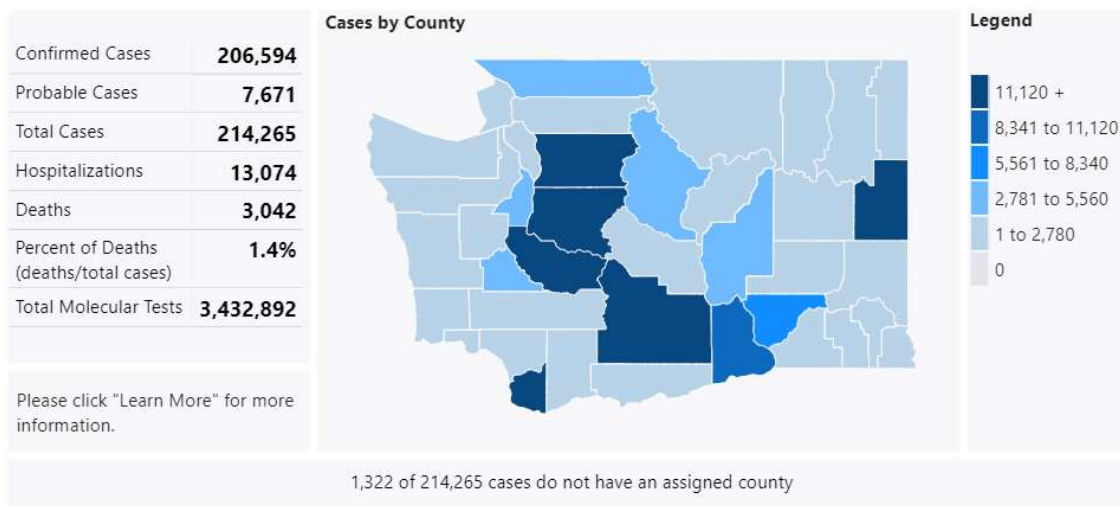
- Governor Little announces roll back to modified State 2 of the Idaho Rebounds plan, prohibiting gatherings of 10 or more people with physical distancing requirements. Visit the [Idaho Office of the Governor news release page](#).
- South Central Public Health District announced that COVID-19 related deaths more than double in November compared to October. Visit the [South Central Public Health District news release page](#).

---

## **COVID-19 Situation in Washington State**

- Washington State COVID-19 Confirmed Cases: 206,594 cases
- Washington State COVID-19 Probable Cases: 7,671
- Washington State COVID-19 Deaths: 3,042 deaths





Washington State data last updated 12/16/20, 7:25PM Pacific Time. Information on case counts and deaths in Washington State by county can be found on [Washington State's COVID-19 data tracker](#).

### COVID-19 Updates this Week

- Washington State Department of Health announces that antigen positive tests results are now included in the main dashboard for reporting, recorded as probable cases, providing a more accurate picture of community transmission to help guide COVID-19 response efforts. Visit the [Washington State Department of Health news release page](#).

## COVID-19 Situation in the U.S.

- U.S. COVID-19 Cases: 16,756,581 cases
- U.S. COVID-19 Deaths: 306,427 deaths

U.S. data last updated 12/17/20, 3:03PM Eastern Time. Information on case counts and deaths for all states and U.S.-affiliated jurisdictions can be found on [CDC's COVID-19 data tracker](#).

## COVID-19 Situation Worldwide

- Global COVID-19 Cases: 72,851,747 cases
- Global COVID-19 Deaths: 1,643,339 deaths

Worldwide case count and death count estimates are posted on [WHO's COVID-19 dashboard](#). Estimates for worldwide COVID-19 case counts and deaths above are current as of 12/17/20, 5:05PM Central European Time.

### For more local information and resources:

- For school information:
  - Visit the [Ready Schools, Safe Learners page for general information](#)
  - Visit the [current community COVID metrics page for Ready Schools, Safe Learners](#). To learn more about these metrics and benchmarks, [click here](#).
- County web resources for COVID-19:
  - Visit the [Crook County Public Health COVID-19 Information Page](#)
  - Visit the [Deschutes County COVID-19 Information Page](#)
  - Visit the [Grant County COVID-19 Information Page](#)
  - Visit the [Harney County Health Department COVID-19 Information Page](#)
  - Visit the [Jefferson County Public Health COVID-19 Information Page](#)
  - Visit the [Klamath County Public Health COVID-19 Information Page](#)
  - Visit the [Lake County COVID-19 Information Page](#)
  - Visit the [Wheeler County COVID-19 Information Page](#)
- Telephone resources:
  - Call the Oregon phone line for COVID-19 information at **2-1-1**
  - Call the OHSU phone line for seek guidance about symptoms and care for COVID-19 at **833-647-8222**. The hotline is open 8am-8pm, 7 days a week.
  - If you are 55 or older and feeling isolated or just want to have a friendly conversation, please call the [Senior Loneliness Line](#) at **503-200-1633**
  - If you are a teen and feeling lonely or anxious, you can call, text, or chat with other teens to talk about anything and everything. Call [YouthLine](#) at **877-968-8491** or text 'teen2teen' to **839863**, the helpline is open 4pm-10pm daily.

### Region 7 Public Health Response

Crook, Deschutes, Grant, Harney, Jefferson, Klamath, Lake, and Wheeler County Public Health Departments regularly manage communicable disease outbreaks, and we are prepared to investigate and respond. When a case of COVID-19 is identified in our community, Public Health Nurses work on [contact tracing](#) to identify and notify individuals who might have been exposed.

We began preparing for local impacts of COVID-19 and regularly meeting with healthcare partners, Oregon Health Authority, and CDC in January 2020.

We continue to work closely with local schools, healthcare providers, emergency services, cities, businesses, and others to coordinate efforts and to share the most up-to-date information.

This situation update was compiled by the Crook, Deschutes, Grant, Harney, Jefferson, Klamath, Lake, and Wheeler County Health Departments. It will be updated with state, national, and worldwide situation data and sent every week.

